


NEW


CanidGait

Stance and gait analysis for dogs


Measuring system for diagnostics, therapy and rehabilitation



CANID
GAIT ANALYSIS

zebris

The instrumented zebris treadmill system CanidGait – simple analysis and documentation of stance and gait anomalies among dogs



The system consists of a treadmill equipped with a calibrated pressure sensor matrix and one or several synchronised cameras.

Gait disorders in dogs, such as those which may arise due to changes or injuries to the musculoskeletal system, are accurately analysed and permit targeted treatment in daily clinical Praxis.

The system reveals functional deficits that are difficult to detect with the naked eye, thus permitting an early diagnosis of incipient lameness.

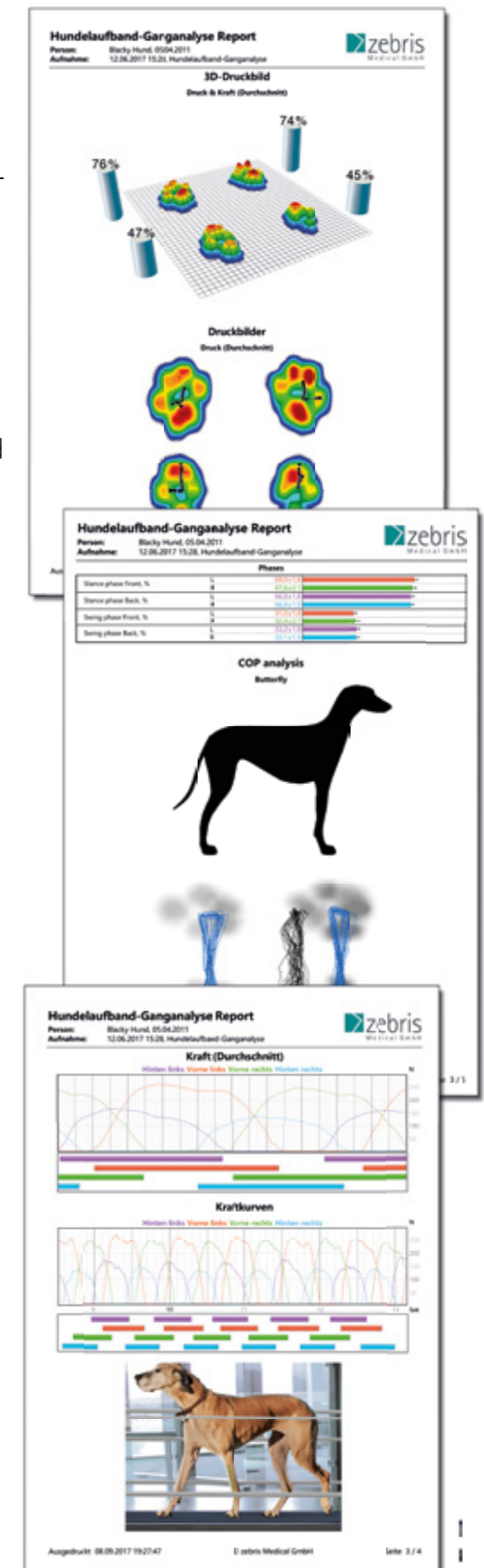
The analysis report presents the contact forces and pressure distribution pattern of each paw overlaid with the rolling line showing the trajectory of its center of pressure during stance and movement.

The gait parameters (step lengths, length of the gait cycle, speed, cadence, stance and swing phase distribution) are presented in an easily-readable table with numerical values and bar graphs.

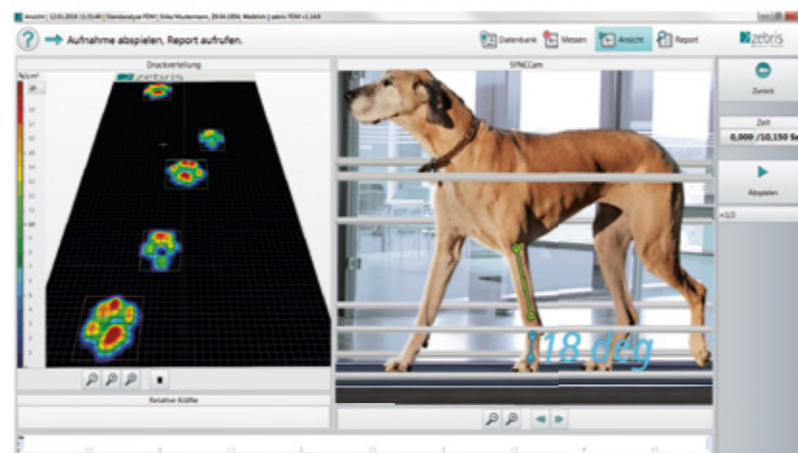
The course of the body's centres of gravity yields valuable information regarding symmetry and stability of stance and gait.

The report provides an easy way to see the gait type by showing the contact force curves for each leg, and the cross-leg diagram with the footfall patterns.

The report can compare analysis results of two records for easy monitoring of the therapy efficiency.



The treadmill system CanidGait brings zebris Medical GmbH's years of experience in the field of biomechanical gait and stance analysis to the world of veterinary medicine. A complete diagnosis of dogs' gait can be carried out without any further preparation. The simple-to-operate PC analysis software provides scientifically sound and valid stance and gait parameters - after automatic or manual assigning of the limbs.




The roll-off details of the animal are presented in slow motion, whereby the joint angle of limbs can be measured directly on a display screen.

System components



The system works with a commercially available PC under Windows 10. It is recommended to order the system with computer. The System can be delivered with a Notebook or an All-In-One Touch PC including a tripod.



The camera SYNCam is precisely synchronised with the treadmill's pressure measuring sensors, several cameras can be operated in one system. The adjustable shutter speed guarantees a high image quality.

The treadmill has a tread surface area of 200 x 42 cm and is suitable for dogs weighing 5 kg to 130 kg. The speed can be adjusted between 0.4 and 20 km/h in 0.1 km/h. The sensor surface has a size of 163 x 41 cm and includes 9,216 high-precision, robust and individually calibrated, capacitive pressure sensors.



Distributed by: